

TOWNLINE



2024 HATCHING SEASON CATALOG

Est. 1913



**THE MOST EXCITING DELIVERY
YOU WILL UNBOX THIS YEAR**

POLICY & TERMS

GO PAPERLESS

Opt for invoices to be emailed and tracking information will be sent automatically!

GUARANTEES

Townline guarantees 100% live arrival of chicks purchased.

*Inspect chicks immediately upon arrival - notification of problem required within 48 hours of receipt. Every effort will be made to replace your loss. We cannot reship replacements of less than 15; however the cost of lost product will be refunded.

Sexing is guaranteed with 90% accuracy.

*Contact Townline as soon as a sexing error is determinable for assistance with solution. Townline does not guarantee the percent of pullets in straight run chicks except that they will be boxed as hatched.

Hatching eggs guaranteed at 70% fertility.

At no point will a refund or credit exceed the amount of purchase.

TERMS

ORDERS MUST BE PAID FOR BEFORE THEY WILL SHIP.

Payment methods include: all major credit cards, check, or money order. Minimum Order for any one breed:

The smallest orders that we ship alone are listed below.

Chicken Breeds	15	Guineas	25
Turkeys	15	Bantams	30
Ducks	15	Pheasants	30

FARM BIOSECURITY IN PLACE

In order to ensure the safety and health of our breeder flocks, we ask that you please respect our no-visitor policy as part of our farm biosecurity plan.

Townline Poultry Farm, Inc. is certified by the National Poultry Improvement Plan (NPIP) as pullorum-typhoid free, avian influenza clean, and salmonella monitored. NPIP certificates are available upon request.

Townline employs a rigorous biosecurity and salmonella mitigation program in partnership with agricultural and health departments at federal and state levels. Please review Salmonella information on front page for more information and safe-handling practices.

The purchaser understands and agrees that the handling of poultry or live birds may result in contamination or disease, including but not limited to any strains of salmonella. The Purchaser also understands and agrees that the Goods and/or Services described are being sold in an "as is, where is" condition, with no warranty for any purpose or condition. The Purchaser accepts all risks and hazards associated with the purchase of all Goods and/or Services from Townline Poultry Farm, Inc. (herein after the "Seller"), and shall indemnify and hold harmless the Seller against any and all costs, loss and liability, including, without limitation, attorneys' fees, for all personal injury and/or property damage caused by any of the Goods and/or Services provided or performed by the Seller, including all claims based upon the alleged fault of Seller, whether or not also based upon the alleged fault of Purchaser. Such indemnification shall also include the Seller's employees, agents, and representatives, whether such Goods and/or Services were provided or performed on the premises of the Seller or the Purchaser or elsewhere. The Purchaser shall defend, at the Purchaser's sole cost and expense, any action or claim for personal injury or property damage brought against the Seller by a third party exposed to the Goods and/or Services.



OUR TEAM WORKING HARD



Welcome to the Townline family farm!

We're so glad you're joining us this hatching season. We love raising poultry, and we hope you will too! When you order chicks from us, you're part of a family tradition going back to 1913. Bill, John, and Kaydee are the 4th generation of Geerlings to carry on Townline's vibrant legacy in Zeeland, Michigan. The eggs-pertise passed down over the generations helps us produce the best quality poultry with our "hands-on" approach. We raise our own breeding hens, grow our own feed corn, and care for our chicks using a mix of new technology and time-tested methods, all to ensure you end up with a healthy and thriving flock. From high-quality chicks to im-peck-able customer service, we are committed to exceeding your eggs-spectations this hatching season.

Thank you for being part of the Townline family!

Contact Us

Townline Poultry Farm, Inc.
PO Box 108, Zeeland, MI 49464
Phone: (888) 685-0040 or (616) 772-6514
Fax: (616) 772-2969
office@townlinehatchery.com

TOWNLINEHATCHERY.COM

Hours are subject to change due to staffing

FEBRUARY - APRIL

Monday - Friday

8:00 AM - 5:00 PM EST

Saturday

9:00 AM - 12:00 PM EST

MAY - JANUARY

Monday - Thursday

8:00 AM - 4:00 PM EST

Friday


8:00 AM - 3:30 PM EST

QUALITY POULTRY, FRIENDLY SERVICE, FOUR GENERATIONS OF EXPERIENCE

Townline has grown!

We've expanded our staff and building and added new, single-stage Jamesway incubators with larger hatching capacities. Keeping a handful of the nostalgic, multi-stage Robbin incubators to hatch turkeys, guineas, and pheasants, the new machines bring our total capacity per week to 500,000 eggs! But the most important update to our facility

is improved bio-security, including salmonella and disease prevention. Having the most up-to-date equipment in the industry allows us to ensure we continue to hatch the healthiest chicks possible. Our amazing packing process provides the highest success rate and safety of our chick shipments. We're still just as hands-on as always, so you get the kind of quality care that comes when the owners of the company personally pack chicks into boxes.



*Scan to download our app
on Android or iOS today and
GET 10% OF YOUR NEXT ORDER!*

TOWNLINE IS HAPPY TO OFFER A MOBILE APP FOR YOU TO SHOP BABY CHICKS, GET DEALS, AND STAY CONNECTED WITH OUR COMMUNITY!

*For
ANDROID*



*For
IOS*



Like us on Facebook



Follow us on Instagram

@townlinehatchery

ADDITIONAL INFORMATION

Brooder Guide & Chick Tips

- A brooder with around 18" wall height should be set up and can contain them for several weeks.
- The temperature should read 95°F under the light for the first two weeks. You can decrease that temperature by 5 degrees each week until you reach 65 degrees. At this point, they may not need an additional heat source depending on the weather.
**Turkeys, Guineas, Bantams, and Pheasants start at 100°F*
- Select a nutritionally balanced feed for the type of chicks you have purchased and supply them with water and feed all of the time. See pages 4, 9, & 12 for poultry-specific feed recommendations.
- Clean and disinfect your feeders and waterers weekly to reduce disease risk.
- Upon arrival, dip their beaks into their water source. This teaches them where to find their water and encourages them to hydrate quicker after shipping. Make sure they have continuous, fresh water available!

- Use proper bedding! Do not use sawdust or news paper which can harm your chicks! Pine shavings are preferred. Be sure to add additional bedding as needed and replace altogether once completely soiled.
- Inspect your chicks upon arrival and monitor closely for the first 24 hours for signs of shipping stress.
- Enjoy your peeps! We hope you find raising poultry as fun and rewarding as we do!


Brooder Equipment

- ☐ **HEAT LAMP & BULB**
- ☐ **FEEDER**
- ☐ **WATERER**
- ☐ **PINE SHAVINGS**
- ☐ **STARTER FEED** (per poultry type)
- ☐ **THERMOMETER – RECOMMENDED!**
- ☐ **1/2 SQUARE FOOT PER CHICK** (7-8' across for 100 chicks)

For more behaviors to watch for please visit www.townlinehatchery.com.


TEMPERATURE BEHAVIORS

TOO COLD




Chicks are huddled and crowding together under the light.

TOO WARM



Chicks are spread out and far from the heat source.

PERFECT!



Chicks "donut" around the heat source and are spaced out comfortably.

ADD-ONS

GIFT CERTIFICATES

Perfect for the chicken enthusiast in your life!
Not redeemable for cash. Dates and availability may vary.

VITAMINS & ELECTROLYTES

Give your chicks a healthy start by adding vitamins & electrolytes to their water as soon as you get them home. One packet is good for 128 gallons of water.
\$10 per packet • Mixing ratio: 1/4 tsp per gallon

MAREK'S VACCINE

Marek's disease is a liver disease that can be fatal to chickens. Protect your flock by getting your order vaccinated. **\$0.30 per chick • Minimum charge of \$10**

BEAK TRIMMING

Pecking is a habit that any chicken can pick up due to various reasons. Avoid serious injury and keep your chickens safe with beak trimming.
\$0.30 per chick • Minimum charge of \$10



*More info about
Marek's Disease*

PREPARING FOR YOUR DAY-OLD CHICKS

Your chicks will need special care during the first few days after arrival. Follow these steps to give your chicks the best chance to survive and thrive.

STEP 1:

Preparing For Your Chicks' Arrival

Preheat your brooder before your chicks arrive. Concrete floors need to be warmed to at least 80 degrees Fahrenheit before adding litter material, or the floors will remain cold once the litter is added. To keep an eye on the temperature, you can lay an infrared thermometer on the floor of your brooder below the heat source. Always measure as close to the floor/litter as possible for the most accurate reading. The air temperature should read 92-95F when the chicks arrive.

STEP 2:

Adding Litter Material

Once your floor is the correct temperature, spread 1 cm of litter material. Litter acts as insulation and helps keep the chicks warm within the housing. We strongly recommend using pine shavings as litter material. The shavings are very absorbent, preventing bacteria growth, and non-slippery, which is better for birds' feet and legs. Pine shavings are also inexpensive, easy to clean out/remove, and too large for birds to peck at and eat.

NEVER USE NEWSPAPER OR MAGAZINE PAPERS AS LITTER! These materials get soggy and slick with minimal

droppings, allowing bacteria to thrive and creating a slippery environment. Constant slipping can cause birds' legs to become "splayed" and result in permanent damage. Avoid sawdust as well because birds may confuse it with feed, causing malnutrition and obstructing digestion.

STEP 3:

Checking Your Chicks' Body Temperature

Day-old chicks cannot regulate their own body temperature. Check their temperature one hour after placing them in the brooder and keep a close watch on them for changes. Their ideal body temp at this point is 104 degrees Fahrenheit. Here's how to check their temperature using an infrared ear thermometer:

1. Place the thermometer probe gently onto the chick's cloaca, making contact without penetration.
2. Press and release the start button while holding the probe against the vent area of the chick.
3. Hold the probe in place until you hear a long beep. This indicates the measurement has been taken.

STEP 4:

Adjusting House Air Temperature

Measuring the body temperature of multiple chicks can help you determine if your housing's air temperature needs to be adjusted. By day 5, chicks should be able to regulate their own body temperature and maintain it at 106F. After day 5, you can gradually reduce air temperature by 5 degrees Fahrenheit each day.



Step 1



Step 2



Step 3



Step 4




STANDARD BREEDS

Standard doesn't mean normal to Townline. Standard is what everything else in the industry is compared to. These chickens are top of the line for egg production and dual purpose use. If you're looking to go big and get the job done, these birds are for you.

SEX	1-14	15-24	25-49	50-74	75-99	100+	500+
UNSEXED	\$5.15	\$4.87	\$3.83	\$3.08	\$2.83	\$2.54	\$2.22
FEMALE	\$6.00	\$5.78	\$4.73	\$4.16	\$3.81	\$3.62	\$3.19
MALE	\$2.92	\$2.79	\$2.49	\$2.16	\$1.98	\$1.65	\$1.52

Please note: Quantity pricing given per same breed and sex.



ISA BROWN

#1 Pick for efficient egg production!

Isa Browns are the standard for all egg laying breeds, holding 60% of the world's brown egg market. Leading egg output with low feed conversion, all while providing consistent large to extra-large egg size, makes Isa Browns the ultimate choice for egg production.

Available late January through November




AMBERLINK

#2 Pick for efficient egg production!

Are you looking for more eggs than any other farm in your neighborhood? Than these beautiful Amberlinks hybrids are for you. Developed by Isa Hendrix Genetics specifically for egg production these chickens are bigger bodied and are even well suited for free-range environments.


Available late January through August



PLYMOUTH BARRED ROCK

Developed in Boston, Massachusetts this unique coloring of the Plymouth Rock breed is docile and efficiently produces eggs. These chickens are an old-time favorite for both mass producers and backyard farmers alike.


Available late January through September



BLACK SEX LINK

Townline's unique cross between New Hampshire Reds and Barred Rocks is one of the best sex-link chickens in the business. With excellent vigor, big bodies, calm attitude, and large brown eggs you won't be disappointed.

Available late January through August



RHODE ISLAND RED

#1 Pick for efficient dual purpose!

A heritage breed with impressive body size, consistent egg production, and climate hardiness Townline's Rhode Island Reds will not disappoint. A great choice for an all around flock and popular for cross-breeding.

Available late January through September



WHITE LEGHORN

#1 Pick for Hot-Hardy!

For modest feed conversion, dependable white egg production, optimal egg weight, consistent egg quality, and extra shell strength look no further than Townline's White Leghorn. A wonderful choice for the smart egg farmer.

Available late January through August

Feed Guide for **EGG LAYERS**

- **1 day to 5 weeks:** Chick starter with 20% protein — starter grit can be used at 3 weeks
- **6 to 17 weeks:** Chick grower with 18% protein — grower grit can be used at 10 weeks
- **18 weeks+:** Layer feed with 16% protein — layer grit and oyster shells can be used at 18 weeks+


*Standard breeds available January — June/July. Assorted chicks available through November.

RARE BREEDS

Hand-selected by our Townline EGGSperts these birds are not only beautiful but functional. Fill your farm with all the benefits of chicken life and have all the “oohs” and “ahhs” to go with it.

SEX	1-14	15-24	25-49	50-74	75-99	100+	500+
UNSEXED	\$5.35	\$5.04	\$4.11	\$3.46	\$3.11	\$2.69	\$2.42
FEMALE	\$6.35	\$6.10	\$5.22	\$4.66	\$4.31	\$4.18	\$3.55
MALE	\$2.92	\$2.86	\$2.54	\$2.23	\$2.04	\$1.82	\$1.75


Please note: Quantity pricing given per same breed and sex.



AMERICANA

This breed was originally developed in America starting with the Chilean Araucana breed. Townline’s own breeder flock has several color variations resulting in a cornucopia of plumage and eggs from blues to greens and pinks. Your farm won’t be completely unique without this lovely breed.

Available late January through September




BUFF ORPINGTON

#1 for Broodiness

The Orpington breed was developed in Britain as a dual-purpose chicken. A popular show bird for it’s wonderfully full-bodied golden plumage, our Townline breeders have been hand selected for efficient egg production as well as beauty.


Available late January through September



BLACK AUSTRALORP

Developed in Australia using the Orpington breed, these chickens will fill your barn with eggs again and again. With good body size and a calm demeanor your farm will enjoy the company of these Black Australorps.


Available late January through September



BLACK JERSEY GIANT

These stunning birds have a green shimmer over their black plumage and were originally developed in New Jersey in an effort to replace turkey consumption. These gentle giants make an excellent meal and produce good eggs as well.

Available late January through September



LIGHT BRAHMA

#1 Pick for All-Over-Hardiness!

These feather footed chickens will steal the show with their white and black manes and confident stride. Easy to handle and producing good eggs, your farm is the perfect fit for these stately Light Brahmas.

Available late January through September



GOLDEN & SILVER LACED WYANDOTTE

#1 Pick for cold-hardy! (Wyandottes in general)

Both of these Wyandottes are a large breed that produce good eggs. The Golden Wyandotte boasts amber plumage dipped in black, and the Silver Wyandotte impresses with white plumage edged in black. With a good temperament, this breed will get plenty of "oohs" and "ahhs" from your farm guests.

Available late January through September

PREMIUM BREEDS

Want to be the cluck of your town? This unique selection of birds will give your farm a rainbow of plumage and egg colors that are sure to impress. With consistent egg outputs and medium bird sizes you won't go without at the table either.

SEX	1-14	15-24	25-49	50-74	75-99	100+	500+
UNSEXED	\$5.61	\$5.44	\$4.99	\$4.37	\$3.99	\$3.58	\$2.70
FEMALE	\$6.71	\$6.30	\$5.62	\$5.06	\$4.69	\$4.54	\$4.00
MALE	\$3.81	\$3.76	\$3.49	\$3.12	\$2.92	\$2.70	\$2.10

Please note: Quantity pricing given per same breed and sex.

OLIVE EGGER

Are olive-green eggs what you need? Then Townline's own cross between first-generation Black Copper Maran males with first-generation Americana hens will fill your need. Enjoy the egg shades of olive and green the majority of the time, with a scattering of lighter shades like brown or even pink.

Available late January through September



SAPPHIRE SKY

Introducing the "Sapphire Sky" chicken breed, where beauty meets bountiful eggs! With their striking appearance and tufted crowns, these eye-catching birds will make your flock soar. Adapted to various climates, especially warmer ones, they'll bring a touch of celestial charm to your coop.


Available January through July



MYSTIC MARAN

If you're looking for "chocolate" colored eggs then these Marans are a must have. Imported from the Czech Republic, this cross between the lovely Black Copper Marans and competent Barred Rocks will give you a steady output of these stunningly dark eggs.


Available late January through September



PEARL STAR LEGHORN

One of our most popular breeds for large cream-white eggs and variegated feathering. Townline's Pearl Star Leghorns are imported from the Czech Republic and are a cross between Partridge Rocks and Sussex.


Available late January through November



PLYMOUTH BLUE ROCK

Looking for blue hued plumage, sex-link chicks, and large light-medium brown eggs? Then the Plymouth Blue Rock is your chicken. This cross between Plymouth Barred Rocks and the Native Andalusians imported from the Czech Republic allow for smoky blue-grey plumage that can also exhibit barring patterns of darker blue hues.

Available late January through November



ASSORTMENTS & PACKAGE DEALS

Don't be a chicken when it comes to exploring new and exciting breeds! Get the best deal around with one of our assortment options. With several options to choose from, you're sure to get the right variety of egg laying breeds for your backyard flock. Breed requests are not able to be honored on assorted orders.

ASSORTED CHICKS	1-14	15-24	25-49	50-74	75-99	100+	500+
UNSEXED	\$5.09	\$4.78	\$3.70	\$2.93	\$2.73	\$2.34	\$2.12
FEMALE	\$5.86	\$5.61	\$4.46	\$3.93	\$3.58	\$3.39	\$3.08
MALE	\$2.87	\$2.73	\$2.42	\$2.10	\$1.91	\$1.51	\$1.47



ASSORTED CHICKS

The very best deal available for a hatchery-choice variety of any of our egg layer breeds. Varieties can consist of 2+ breeds. Breed labeling available upon request.

ASSORTED RARE/ PREMIUM CHICKS	1-14	15-24	25-49	50-74	75-99	100+	500+
UNSEXED	\$5.35	\$5.21	\$4.48	\$3.97	\$3.62	\$3.08	\$2.60
FEMALE	\$6.55	\$6.23	\$5.42	\$4.80	\$4.48	\$4.35	\$3.77
MALE	\$3.44	\$3.23	\$2.98	\$2.73	\$2.42	\$2.18	\$1.92



ASSORTED RARE/PREMIUM CHICKS

Enjoy the lovely plumages and egg shell colors at a bargain with our new assortment option! Varieties can include a hatchery choice of 2+ breeds listed in our rare and/or premium breed selections.

COLORFUL EGG SPECIAL

\$90.83

COLORFUL EGG PACKAGE

Create your own "egg-scape" and enjoy all the egg-shell colors of the rainbow with our Colorful Egg Package!

Package includes a total of 16 **female chicks** in the following numbers:

- 4 white egg layers (White Leghorn or Pearl Star Leghorn)
- 4 dark brown egg layers (Isa, Amber, or Mystic Maran)
- 4 colored egg layers (Olive Egger, Americana, or Sapphire Sky)
- 4 standard brown egg layers (Any Med-Light Brown)

LIGHT GUIDE

To boost egg production

Use the light guide listed below **AFTER** birds leave the brooder and additional heat sources are no longer needed. Supplying artificial light can boost your flock to optimum egg production, but too much light can be stressful to the birds. Follow our guide below for best lighting practices for egg production.

- **Weeks 16-20 of age:** Supply 12 hours of light per day
- **Weeks 21-23 of age:** Begin adding 1 hour of light each week to a maximum of 15 hours by week 24
- **Recommended start/stop time of lighting:** 4:00 A.M. to 7:00 P.M. — allows for optimal early afternoon egg gathering time frame. This can be accomplished manually or with a timer switch.


Please note that egg gathering times may need to be adjusted if a different time frame of lighting is used to suit your schedule better

MEAT BREEDS

JUMBO CORNISH ROCK CROSS	1-14	15-24	25-49	50-74	75-99	100+	200+	500+
UNSEXED	\$4.99	\$4.84	\$3.70	\$2.96	\$2.74	\$2.46	\$2.24	\$2.08
FEMALE	\$4.87	\$4.60	\$3.62	\$2.87	\$2.64	\$2.37	\$2.17	\$2.04
MALE	\$5.11	\$4.84	\$3.93	\$3.01	\$2.88	\$2.62	\$2.35	\$2.17

JUMBO CORNISH ROCK CROSS

The most popular broiler type available, these birds are bred for quick growth, broad breast, thighs, and legs. Great for fryers or roasters, these birds are ready to dress out in 6-8 weeks with a feed conversion rate averaging at 2 pounds feed to 1 pound gain. Bred to grow faster after the first 4-5 weeks to prevent stress on the legs, the Jumbo Cornish Rock Cross should be your first choice for a fast growing broiler!



Available January through November

LIVE WEIGHT IN POUNDS PER WEEK		
AGE IN WEEKS	MALE WEIGHT	FEMALE WEIGHT
1	0.39	0.39
2	1.01	0.98
3	1.99	1.87
4	3.28	2.97
5	4.77	4.19
6	6.35	5.45
7	7.92	6.68
8	9.40	7.83

*Weights are based on averages and can vary depending on environment and feed.

Broiler Chicks Need
BROILER STARTER
Not Chick Starter

- Start at 23-24% protein for the first 4-5 weeks.
- Drop to 20-21% for remaining weeks.

After the first 2 weeks go to 12 hours ON & 12 hours OFF feeding schedule for healthy broilers



Watch our video series on raising meat birds!

FREEDOM RANGERS	1-14	15-24	25-49	50-74	75-99	100+	200+	500+
UNSEXED	\$5.30	\$4.98	\$4.29	\$3.63	\$3.17	\$2.80	\$2.44	\$2.27

FREEDOM RANGERS

Straight Run Only

An alternate choice to fast growing white broilers or slow growing heritage breeds, these red feathered broilers typically reach 5-6 pounds in 9-11 weeks. They fare well in foraging and pasture type environments and still produce tender meat.



Available February through mid-September

*Subject to change.

LIVE WEIGHT IN POUNDS PER WEEK	
AGE IN WEEKS	AVERAGE WEIGHT
2	0.70
3	1.33
4	2.08
5	2.90
6	3.74
7	4.66
8	5.27
9	5.95

*5-6 lbs in 9-11 weeks, 24% starter feed 1-4 weeks, finish with 20%, free range or pasture raise well

BANTAM BREEDS


Amazing things come in small packages and Townline's Bantam selection is no exception. Packing all the punch of larger breeds these birds are a delightful addition to any flock.

Available January through July

ASSORTED BANTAMS	1-199	200+
UNSEXED	\$4.26	\$3.69

Available February through May

BY BREED BANTAMS	ANY QTY
UNSEXED	\$5.20



D'UCCLE BANTAMS

Make your backyard a Picasso with these beautiful multi-colored Bantams from Belgium. Pronounced "dewclay," our two different color options boast patterns like no other from comb to claw the plumage is stunning.

Color Options:

Left: **PORCELAIN D'UCCLE**

Right: **MILLE FLEUR D'UCCLE**



OLD ENGLISH BANTAMS

Looking for the "classic" chicken look? Look no further, this breed gives a fantastic upright, almost "cocky," stance. Originally from England this breed is popular for exhibition and hobbyists alike.

Color Options:

Left: **BB RED OLD ENGLISH**

Center: **RED PYLE OLD ENGLISH**

Right: **SILVER DUCKWING OLD ENGLISH**



SEBRIGHT BANTAMS

Like lace on an ebony table these heritage Bantams will elevate your farm with it's plumage. Males are "hen feathered" in this elegant breed allowing a uniform flock experience.

Color Options:

Left: **GOLDEN SEBRIGHT**

Right: **SILVER SEBRIGHT**



WHITE SILKIE BANTAM

The poodle of the Bantam heritage breeds, from Japan and China, these fluffy silkies will keep themselves preened so you don't have to. These gorgeous Bantams have black skin, dark meat, five toes, and will often "adopt" other chicks or hatch their own.

DUCKS *Straight Run Only*

Make your land and water work to your advantage with ducks! These handsome breeds are selected for multiple uses and can handle roaming or close quarters.

STANDARD DUCKS	1-14	15-29	30-59	60+	200+
UNSEXED	\$7.00	\$6.34	\$5.81	\$5.22	\$4.89

STANDARD DUCKS



KHAKI CAMPBELL

The perfect family duck, these Khaki Campbells are wonderfully calm and quiet compared to other duck breeds. Crossbred for high egg production, your family will be delighted by these khaki colored keepers.

Available January through August *select breeds available through early September



ROUEN

Want your flock to look wild with all the perks of domestication? Than these Mallard colored ducks are a perfect fit. Larger than wild Mallards and with moderate egg production you'll enjoy the wild side for your home flock without the risk of them migrating.

Available January through July *select breeds available through early September



WHITE PEKIN

The best choice for duck meat, these ducks are fast growing and easy to handle in small or large groups. Bonus of good egg production with large white eggs regularly.

Available January through September *select breeds available through early September

PREMIUM DUCKS	1-14	15-29	30-59	60+	200+
UNSEXED	\$7.77	\$7.11	\$6.52	\$5.87	\$5.48


PREMIUM DUCKS



CAYUGA DUCKS

Meet your new farm favorite, a heritage breed hailing from Lake Cayuga, New York. These black beauties with sheans of peacock colors will be the jewel of your backyard and your table with premier quality meat.

Available January through July *select breeds available through early September



SWEDISH BLUE & BLACK DUCKS

Prized for their unique blue coloration and white chest patch, this stately crossbreed was first developed in Pomerania, an area that was once part of the Swedish Empire. Although shy, Swedish ducks are cold-hardy and excellent foragers, perfect for roaming your backyard or providing meat and eggs for your table. Mating two blues will typically result in about 50% of ducklings with blue coloring, 25% black coloring, and 25% silver or splashed coloring. Swedish Blacks breed true, you can expect ducklings to hatch consistently with the same coloring.

Available January through July *select breeds available through early September

TURKEYS, GAME BIRDS & MORE

Start brooder temperature at 100 degrees for turkeys, guineas, & game birds — and be sure to select starter feed meant for turkeys or game birds that contain much needed higher percentage protein!

TURKEYS

WHITE	1-19	20-39	40-79	80+	200+
UNSEXED	\$8.92	\$8.58	\$8.07	\$7.44	\$6.98

BROAD BREASTED WHITE TURKEY

Most commonly used domesticated turkey for meat. Fast growing with a great feed conversion rate, these birds dress out quick and clean.

*Straight run only.
Available February - August*

*26-28% turkey starter.



BRONZE	1-19	20-39	40-79	80+	200+
UNSEXED	\$9.50	\$9.27	\$8.81	\$8.24	\$7.78

ORLOPP BROAD BREASTED BRONZE

Fast growing and enjoyed for their similar coloring to a wild turkey, the Orlopp Bronze is a great choice for turkey meat.

*Straight run only.
Available March - July*

*26-28% turkey starter.



GAME BIRDS

PHEASANT	1-29	30-59	60-119	120-199	200+
UNSEXED	\$4.00	\$3.72	\$3.17	\$2.81	\$2.67

PHEASANT

Also called the common pheasant, the Chinese Ringneck Pheasant is raised for a number of reasons including, training, release, and hunting.

*Straight run only.
Available May - July*

*26-28% turkey or gamebird starter.



GUINEA	1-24	25-49	50-99	100-199	200+
UNSEXED	\$6.58	\$6.17	\$5.99	\$5.81	\$4.88

FRENCH PEARL GUINEA

A popular game bird known for alerting against predators and sought after for their well known insect control.

*Straight run only.
Available February - July*

*26-28% turkey or gamebird starter.



HATCHING EGGS



CHICKEN BREEDS ONLY

Try the hatching process yourself! Minimum order of 3 dozen — 1 breed per dozen.

*Only guarantee - 70% fertile

\$26 PER DOZEN. FREE SHIPPING.

FROM THE FARMERS MOUTH

Hear from the owners of the biz on these commonly asked questions!

HOW LONG DO POULTRY TAKE TO HATCH?

Chickens (egg-laying, bantam, and meat-type birds) take 21 days to hatch from the start of incubation. When a hen lays an egg, it is in a dormant state and will not begin the 21-day hatch process until incubation begins. In a hatchery, several days' worth of eggs are gathered and set at once, allowing for timed hatches.

Ducks and turkeys take 28 days to hatch, while Guineas take around 26 days, and pheasants about 23 days. Hatching multiple species with different incubation times on the same day requires some serious planning. By meticulously planning each poultry type to hatch on the same day, Townline is enabled to ship all of your poultry order in one, single shipment.

HOW BIG DO CORNISH CROSS CHICKENS GET?

Cornish Cross meat birds are selectively bred to grow rapidly, minimizing the feed-to-weight gain ratio. With the proper environment and feed, they will typically reach around 6-8 lbs (dressed weight) in around 8 weeks. However, it is not recommended to raise them much longer than 10 weeks for the birds' health, even though they can get larger.

HOW MANY EGGS WILL MY CHICKENS LAY?

The number of eggs a hen produces can vary based on several factors, including breed type, environment, feed, weather, and light. However, a perfectly healthy hen is capable of laying up to one egg per day in perfect circumstances. Most backyard flocks will have an average lay rate of around 60% to 80% (6-8



eggs per 10 days) in their first year of production. Production will slightly decrease in their second year and dramatically decrease each year after that.

DO MY CHICKENS NEED SCRATCH GRAINS?

The use of scratch grains for chickens can vary from person to person. There are different opinions on this matter, and it depends on the specific circumstances. It is important to ensure the feed chosen has the correct percentage of protein and is designated for the age of the bird and type of poultry (starter, grower, or layer / meat birds / turkeys / game birds). If you would like further insight on when or if scratch grains would be helpful or beneficial, I recommend consulting with a few people who have experience in this area.

HOW OLD ARE THE CHICKS WHEN SHIPPED?

Chicks are hatched and shipped on the same day. Due to their biology, chicks can live up to 72 hours without feed or water. In nature, a hen may have to sit on her nest of eggs for up to 3 days for all of her fertile eggs to hatch, leaving the earliest hatchlings waiting for her to leave the nest and show them where to find food and water. This ability allows chicks to be safely shipped through the mail, typically surviving the 2-day transit when handled properly.



TOWNLINe'S COMMITMENT TO COMPASSION

Few things are more disheartening than receiving chicks dead on arrival (DOA). Townline wants you to know just how much our chicks mean to us - and all of the diligent steps we take to keep them comfortable and safe, landing alive and healthy at your door.

PACKING EXPERTS

Our packing department is made up of high-level, experienced employees who know poultry. Chicks are packed by teams who work together expertly and are led by the owners themselves.

WEATHER MONITORING

We continuously monitor the weather--from origin to destination point and everywhere in between--to guide our decision-making for packing techniques.



COMFORT MATERIALS

Specially designed packaging materials like hydrogel cubes for hydration, heat packs, and foam wraps for added heat are all included and utilized to ensure safe shipping.

BOX DESIGNS

Our boxes are carefully designed to allow sufficient ventilation. They also come equipped with extra holes that can be punched out for hot weather or kept closed for cold weather.

PACKING TECHNIQUES

Decisions on how many chicks to pack per quadrant and which birds to pack within the same box are meticulously considered based on weather, distance, and hardiness, and we adjust these techniques as needed per shipment.

TOWNLINe'S *Standard of Care*

Death loss during shipping is so much more than just a loss of profit, packaging, and postage at Townline. It also negatively impacts our industry, reputation, and hearts. That's why it's a Townline STANDARD to treat each and every order with the utmost care and consideration to ensure the best chance of success during shipping.

ORDERING INFORMATION

1. SELECT

Decide what type of chicks you would like. Keep in mind what you are trying to accomplish - Eggs, meat, or fun!

2. CHOOSE SEX

Egg Laying Breeds - females will lay eggs whether or not there is a rooster. 1 rooster per 6-10 hens is sufficient for fertile eggs. Meat Breeds - males typically grow larger, faster, but females tend to have more breast meat. Straight run will typically end up with both sexes.

3. EXTRAS

Marek's vaccine, beak trimming, and vitamins and electrolytes are available. See additional information page for more details.

4. PLACE THE ORDER

You can place your order several different ways:

- Fill out the enclosed order form and mail or fax it in
- Order online at www.townlinehatchery.com
- or Give us a call! We will be happy to walk you through it

5. PREPARE

The week of your order's scheduled ship date, you can contact your post office to let them know you are expecting a shipment of chicks. They will call you once they arrive to be picked up. Be sure to have your brooder set up and ready to go - take a look at additional information page for a set up guide.

6. ARRIVAL

Once you have picked up your shipment, be sure to inspect the chicks to ensure all have arrived live and in good condition. Call our office within 48-hours of receiving your chicks if they arrive deceased.

(616) 772-2969

Go paperless!

Go to www.townlinehatchery.com to enroll your account in paperless statements and receive up-to-date information on your shipment.

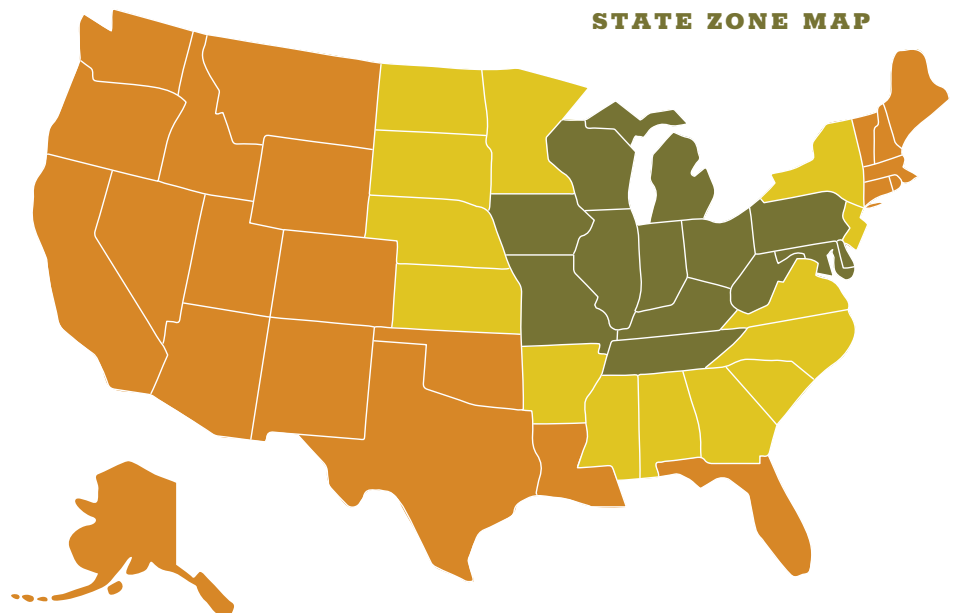
Shipping

GREEN STATES: FREE SHIPPING: Delaware, Illinois, Indiana, Iowa, Kentucky, Maryland, Michigan, Missouri, Ohio, Pennsylvania, Tennessee, West Virginia, Wisconsin

YELLOW STATES: See shipping chart below: Alabama, Arkansas, Georgia, Kansas, Minnesota, Mississippi, Nebraska, New Jersey, New York, North Carolina, North Dakota, South Carolina, South Dakota, Virginia

ORANGE STATES: See shipping chart below: Alaska, Arizona, California, Colorado, Connecticut, Florida, Idaho, Louisiana, Maine, Massachusetts, Montana, Nevada, New Hampshire, New Mexico, Oklahoma, Oregon, Rhode Island, Texas, Utah, Vermont, Washington, Wyoming

At this time, we cannot accept orders to Hawaii, as we are not able to ship there safely.



QTY OF POULTRY	GREEN STATES SHIPPING COST	YELLOW STATES SHIPPING COST	ORANGE STATES SHIPPING COST
1-100	Free	\$21	\$31
101-200	Free	\$32	\$50
201-300	Free	\$48	\$63
301+	Free	*Additional \$10 per box of 100	*Additional \$10 per box of 100

Chicks to Other Poultry Ratio

25 CHICKS = 20 TURKEYS • 25 CHICKS = 15 DUCKS
25 CHICKS = 30 BANTAMS/PHEASANTS • 25 CHICKS = 25 GUINEAS

*Ask about our veterans discount,
We appreciate your service!*

POULTRY FARM

Submit your order using one of the following methods:

PO Box 108, Zeeland, MI 49464

616-772-2969

office@townlinehatchery.com

ALTERNATIVE DATE:

Name:

Address:

City, State:

Zip:

Phone:

Email:

[illegible]

	EXTRAS	SUBSTITUTE	PRICE EACH	TOTAL
	VACCINATION	Y N	\$0.30 (Min. \$10)	
	BEAK TRIMMING		\$0.30 (Min. \$10)	
	VITAMINS & ELECTROLYTES		\$10.00	

CREDIT CARDS WELCOME



--	--	--	--

Expiration Date _____ CVV _____

Signature _____

☐ MONEY ORDER ☐ CHECK # _____

Make checks payable to: Townline Poultry Farm

ORDER SUBTOTAL

Extended Area Surcharge
(See State Zone Map & Chart)

TOTAL

*We Appreciate
Your Business!*



Don't play chicken with your health! **SALMONELLA**

WHAT IS IT?

Salmonella bacteria can often be carried in the intestinal tract of most poultry species. The bacteria do not always cause illness in birds, but can cause serious illness in people.

WHERE DOES IT COME FROM?

Salmonella infections can happen as a result of contact with animals or contaminated food. Chicks, ducklings, and other poultry carry the bacteria in their droppings and on their bodies, even if they appear to be healthy and clean.

WHAT IS THE HATCHERY DOING ABOUT IT?

By actively participating in the NPIP Salmonella Monitoring program and working closely with a hired Salmonella expert, Townline was able to develop sound methods and practices that are applied at each level of farm operation, effectively reducing the risk of Salmonella infection and equipping our customers to stay healthy.

Keep yourself and your family safe by joining in our efforts and following these simple, safe-handling practices!



Always wash your hands thoroughly with soap after touching live poultry or anything associated with your flock. Adults should supervise hand washing for children.



Children younger than 5 years, people with weakened immune systems, or the elderly should not handle or touch chicks, ducklings, or other live poultry



Live poultry should never enter your house, especially bathrooms, kitchens, or living areas where food and drink is served, stored, or prepared. This includes outdoor areas as well.



Live poultry should never be snuggled, kissed, or held by the mouth. Do not eat or drink around live poultry.



Thoroughly clean any equipment used to care for live poultry outside. Set aside a pair of shoes or boots to wear while taking care of poultry and keep them outside.

Presented to you by

TOWNLINE
POULTRY FARM

For more information, visit www.townlinehatchery.com/salmonella-safety
or www.cdc.gov/healthypets/pets/farm-animals/backyardpoultry.html

In partnership with

