



# TOWNLINE

2025 HATCHING SEASON CATALOG

*Est. 1913*



**WHERE FAMILY VALUES AND  
QUALITY FEED YOUR FUTURE**



# POLICY & TERMS

## GO PAPERLESS

Opt for invoices to be emailed and tracking information will be sent automatically!

## GUARANTEES

Townline guarantees 100% live arrival of chicks purchased.

\*Inspect chicks immediately upon arrival - notification of problem required within 48 hours of receipt. Every effort will be made to replace your loss. We cannot reshipe replacements of less than 5; however the cost of lost product will be refunded.

Sexing is guaranteed with 90% accuracy.

\*Contact Townline as soon as a sexing error is determinable for assistance with solution. Townline does not guarantee the percent of pullets in straight run chicks except that they will be boxed as hatched.

Hatching eggs guaranteed at 70% fertility.

At no point will a refund or credit exceed the amount of purchase.

## TERMS

**ORDERS MUST BE PAID FOR BEFORE THEY WILL SHIP.**

Payment methods include: all major credit cards, check, or money order.

### FARM BIOSECURITY IN PLACE

In order to ensure the safety and health of our breeder flocks, we ask that you please respect our no-visitor policy as part of our farm biosecurity plan.

Townline Poultry Farm, Inc. is certified by the National Poultry Improvement Plan (NPIP) as pullorum-typhoid free, avian influenza clean, and salmonella monitored. NPIP certificates are available upon request.

Townline employs a rigorous biosecurity and salmonella mitigation program in partnership with agricultural and health departments at federal and state levels. Please review Salmonella information on front page for more information and safe-handling practices.

The purchaser understands and agrees that the handling of poultry or live birds may result in contamination or disease, including but not limited to any strains of salmonella. The Purchaser also understands and agrees that the Goods and/or Services described are being sold in an "as is, where is" condition, with no warranty for any purpose or condition. The Purchaser accepts all risks and hazards associated with the purchase of all Goods and/or Services from Townline Poultry Farm, Inc. (herein after the "Seller"), and shall indemnify and hold harmless the Seller against any and all costs, loss and liability, including, without limitation, attorneys' fees, for all personal injury and/or property damage caused by any of the Goods and/or Services provided or performed by the Seller, including all claims based upon the alleged fault of Seller, whether or not also based upon the alleged fault of Purchaser. Such indemnification shall also include the Seller's employees, agents, and representatives, whether such Goods and/or Services were provided or performed on the premises of the Seller or the Purchaser or elsewhere. The Purchaser shall defend, at the Purchaser's sole cost and expense, any action or claim for personal injury or property damage brought against the Seller by a third party exposed to the Goods and/or Services.



## MEET OUR OFFICE TEAM



From left to right: Bob, Julie, Steve & Jeff.

*Welcome to the Townline family farm!*

Our office team is here to help you with any questions about your order or the fulfillment process. Please do not hesitate to give us a cluck if you have any questions. We want your experience to be egg-citing, whether you're a new chicken owner or a seasoned coop commander!

Thank you,  
Townline family!

### Contact Us

Townline Poultry Farm, Inc.  
PO Box 108, Zeeland, MI 49464  
Phone: (888) 685-0040 or (616) 772-6514  
Fax: (616) 772-2969  
office@townlinehatchery.com

**TOWNLINEHATCHERY.COM**

*Hours are subject to change due to staffing*

### FEBRUARY - APRIL

**Monday - Friday**  
8:00 AM - 5:00 PM EST

**Saturday**  
9:00 AM - 12:00 PM EST

**MAY - JANUARY**  
**Monday - Thursday**  
8:00 AM - 4:00 PM EST

**Friday**  
8:00 AM - 3:30 PM EST

## NURTURING GROWTH, CULTIVATING QUALITY FOUR GENERATIONS OF EXPERIENCE

### DID YOU KNOW...

We plant our crops in early May and harvest in October. We bring the grain to the local mill to be stored, ground, and mixed into our specialty chick starter/growth/layer mash. This way, we know exactly what we're feeding our flocks.

Then, we deliver the feed back to our 20+ coops of birds throughout the year. In our peak season, we go through over 15,000 lbs. of feed PER DAY... that's over 3 million lbs. of corn alone each year!



### NEW SEASONAL LOWER MINIMUM ORDERS *April-October!*

Minimum Order for any one breed:

The smallest orders that we ship alone are listed below.

Chicken Breeds	5	Guineas	5
Turkeys	5	Bantams	15
Ducks	5	Pheasants	30

**\*ORDERS LESS THAN 15 BIRDS WILL INCUR A \$50.00 MINIMUM ORDER FEE**

**\*MINIMUMS FOR JANUARY – MARCH IS 15 BIRDS**

### TOWNLINER TOUR!

Step inside Townline Hatchery, where 100 years of family tradition meets innovation. Discover our dedication to quality care, from egg to chick, and see why we're a trusted name in poultry since 1913.



*Tour our updated hatchery with us!*





# ADDITIONAL INFORMATION

## Brooder Guide & Chick Tips

- A brooder with around 18" wall height should be set up and can contain them for several weeks.
- The temperature should read 95°F under the light for the first two weeks. You can decrease that temperature by 5 degrees each week until you reach 65 degrees. At this point, they may not need an additional heat source depending on the weather.  
*\*Turkeys, Guineas, Bantams, and Pheasants start at 100°F*
- Select a nutritionally balanced feed for the type of chicks you have purchased and supply them with water and feed all of the time. See pages 4, 9, & 12 for poultry-specific feed recommendations.
- Clean and disinfect your feeders and waterers weekly to reduce disease risk.
- Upon arrival, dip their beaks into their water source. This teaches them where to find their water and encourages them to hydrate quicker after shipping. Make sure they have continuous, fresh water available!

- Use proper bedding! Do not use sawdust or news paper which can harm your chicks! Pine shavings are preferred. Be sure to add additional bedding as needed and replace altogether once completely soiled.
- Inspect your chicks upon arrival and monitor closely for the first 24 hours for signs of shipping stress.
- Enjoy your peeps! We hope you find raising poultry as fun and rewarding as we do!


## Brooder Equipment

- HEAT LAMP & BULB**
- FEEDER**
- WATERER**
- PINE SHAVINGS**
- STARTER FEED** (per poultry type)
- THERMOMETER – RECOMMENDED!**
- 1/2 SQUARE FOOT PER CHICK** (7-8' across for 100 chicks)

For more behaviors to watch for please visit [www.townlinehatchery.com](http://www.townlinehatchery.com).


## TEMPERATURE BEHAVIORS

### TOO COLD




*Chicks are huddled and crowding together under the light.*

### TOO WARM



*Chicks are spread out and far from the heat source.*

### PERFECT!



*Chicks "donut" around the heat source and are spaced out comfortably.*

## ADD-ONS

### GIFT CERTIFICATES

Perfect for the chicken enthusiast in your life!  
Not redeemable for cash. Dates and availability may vary.

### VITAMINS & ELECTROLYTES

Give your chicks a healthy start by adding vitamins & electrolytes to their water as soon as you get them home. One packet is good for 128 gallons of water.  
**\$10 per packet** • **Mixing ratio:** 1/4 tsp per gallon

### MAREK'S VACCINE

Marek's disease is a liver disease that can be fatal to chickens. Protect your flock by getting your order vaccinated. **\$0.30 per chick** • **Minimum charge of \$10**



*More info about  
Marek's Disease*

### BEAK TRIMMING

Pecking is a habit that any chicken can pick up due to various reasons. Avoid serious injury and keep your chickens safe with beak trimming.  
**\$0.30 per chick** • **Minimum charge of \$10**



## PREPARING FOR YOUR DAY-OLD CHICKS

Your chicks will need special care during the first few days after arrival. Follow these steps to give your chicks the best chance to survive and thrive.

### STEP 1:

#### *Preparing For Your Chicks' Arrival*

Preheat your brooder before your chicks arrive. Concrete floors need to be warmed to at least 80 degrees Fahrenheit before adding litter material, or the floors will remain cold once the litter is added. To keep an eye on the temperature, you can lay an infrared thermometer on the floor of your brooder below the heat source. Always measure as close to the floor/litter as possible for the most accurate reading. The air temperature should read 92-95F when the chicks arrive.

### STEP 2:

#### *Adding Litter Material*

Once your floor is the correct temperature, spread 1 cm of litter material. Litter acts as insulation and helps keep the chicks warm within the housing. We strongly recommend using pine shavings as litter material. The shavings are very absorbent, preventing bacteria growth, and non-slippery, which is better for birds' feet and legs. Pine shavings are also inexpensive, easy to clean out/remove, and too large for birds to peck at and eat.

NEVER USE NEWSPAPER OR MAGAZINE PAPERS AS LITTER! These materials get soggy and slick with minimal

droppings, allowing bacteria to thrive and creating a slippery environment. Constant slipping can cause birds' legs to become "splayed" and result in permanent damage. Avoid sawdust as well because birds may confuse it with feed, causing malnutrition and obstructing digestion.

### STEP 3:

#### *Checking Your Chicks' Body Temperature*

Day-old chicks cannot regulate their own body temperature. Check their temperature one hour after placing them in the brooder and keep a close watch on them for changes. Their ideal body temp at this point is 104 degrees Fahrenheit. Here's how to check their temperature using an infrared ear thermometer:

1. Place the thermometer probe gently onto the chick's cloaca, making contact without penetration.
2. Press and release the start button while holding the probe against the vent area of the chick.
3. Hold the probe in place until you hear a long beep. This indicates the measurement has been taken.

### STEP 4:

#### *Adjusting House Air Temperature*

Measuring the body temperature of multiple chicks can help you determine if your housing's air temperature needs to be adjusted. By day 5, chicks should be able to regulate their own body temperature and maintain it at 106F. After day 5, you can gradually reduce air temperature by 5 degrees Fahrenheit each day.



Step 1



Step 2



Step 3



Step 4




# STANDARD BREEDS

Standard doesn't mean normal to Townline. Standard is what everything else in the industry is compared to. These chickens are top of the line for egg production and dual purpose use. If you're looking to go big and get the job done, these birds are for you.

SEX	1-14	15-24	25-49	50-74	75-99	100+	500+
UNSEXED	\$5.50	\$5.21	\$4.12	\$3.33	\$3.07	\$2.77	\$2.43
FEMALE	\$6.40	\$6.17	\$5.07	\$4.47	\$4.10	\$3.90	\$3.45
MALE	\$3.17	\$3.03	\$2.72	\$2.37	\$2.18	\$1.83	\$1.70

Please note: Quantity pricing given per same breed and sex.



## ISA BROWN

*#1 Pick for efficient egg production!*

Isa Browns are the standard for all egg laying breeds, holding 60% of the world's brown egg market. Leading egg output with low feed conversion, all while providing consistent large to extra-large egg size, makes Isa Browns the ultimate choice for egg production.

*Available late January through November*




## AMBERLINK

*#2 Pick for efficient egg production!*

Are you looking for more eggs than any other farm in your neighborhood? Than these beautiful Amberlinks hybrids are for you. Developed by Isa Hendrix Genetics specifically for egg production these chickens are bigger bodied and are even well suited for free-range environments.

*Available late January through August*



## PLYMOUTH BARRED ROCK

Developed in Boston, Massachusetts this unique coloring of the Plymouth Rock breed is docile and efficiently produces eggs. These chickens are an old-time favorite for both mass producers and backyard farmers alike.

*Available late January through September*






## BLACK SEX LINK

Townline's unique cross between New Hampshire Reds and Barred Rocks is one of the best sex-link chickens in the business. With excellent vigor, big bodies, calm attitude, and large brown eggs you won't be disappointed.

*Available late January through August*




## RHODE ISLAND RED

*#1 Pick for efficient dual purpose!*

A heritage breed with impressive body size, consistent egg production, and climate hardiness Townline's Rhode Island Reds will not disappoint. A great choice for an all around flock and popular for cross-breeding.

*Available late January through September*



## WHITE LEGHORN

*#1 Pick for Hot-Hardy!*

For modest feed conversion, dependable white egg production, optimal egg weight, consistent egg quality, and extra shell strength look no further than Townline's White Leghorn. A wonderful choice for the smart egg farmer.

*Available late January through August*

### Feed Guide for EGG LAYERS

- **1 day to 5 weeks:** Chick starter with 20% protein — starter grit can be used at 3 weeks
- **6 to 17 weeks:** Chick grower with 18% protein — grower grit can be used at 10 weeks
- **18 weeks+:** Layer feed with 16% protein — layer grit and oyster shells can be used at 18 weeks+

\*Standard breeds available January — June/July. Assorted chicks available through November.

# RARE BREEDS

Hand-selected by our Townline EGGsperts these birds are not only beautiful but functional. Fill your farm with all the benefits of chicken life and have all the “oohs” and “ahhs” to go with it.

SEX	1-14	15-24	25-49	50-74	75-99	100+	500+
<b>UNSEXED</b>	\$5.72	\$5.39	\$4.42	\$3.73	\$3.37	\$2.93	\$2.64
<b>FEMALE</b>	\$6.77	\$6.51	\$5.58	\$4.99	\$4.63	\$4.49	\$3.83
<b>MALE</b>	\$3.17	\$3.10	\$2.77	\$2.44	\$2.24	\$2.01	\$1.94


Please note: Quantity pricing given per same breed and sex.



## AMERICANA

This breed was originally developed in America starting with the Chilean Araucana breed. Townline’s own breeder flock has several color variations resulting in a cornucopia of plumage and eggs from blues to greens and pinks. Your farm won’t be completely unique without this lovely breed.

*Available late January through September*




## BUFF ORPINGTON

*#1 for Broodiness*

The Orpington breed was developed in Britain as a dual-purpose chicken. A popular show bird for its wonderfully full-bodied golden plumage, our Townline breeders have been hand selected for efficient egg production as well as beauty.

*Available late January through September*




## BLACK AUSTRALORP

Developed in Australia using the Orpington breed, these chickens will fill your barn with eggs again and again. With good body size and a calm demeanor your farm will enjoy the company of these Black Australorps.

*Available late January through September*





## BLACK JERSEY GIANT

These stunning birds have a green shimmer over their black plumage and were originally developed in New Jersey in an effort to replace turkey consumption. These gentle giants make an excellent meal and produce good eggs as well.

*Available late January through September*



## LIGHT BRAHMA

*#1 Pick for All-Over-Hardiness!*

These feather footed chickens will steal the show with their white and black manes and confident stride. Easy to handle and producing good eggs, your farm is the perfect fit for these stately Light Brahmas.

*Available late January through September*



## GOLDEN & SILVER LACED WYANDOTTE

*#1 Pick for cold-hardy! (Wyandottes in general)*

Both of these Wyandottes are a large breed that produce good eggs. The Golden Wyandotte boasts amber plumage dipped in black, and the Silver Wyandotte impresses with white plumage edged in black. With a good temperament, this breed will get plenty of "oohs" and "ahhs" from your farm guests.

*Available late January through September*

# PREMIUM BREEDS

Want to be the cluck of your town? This unique selection of birds will give your farm a rainbow of plumage and egg colors that are sure to impress. With consistent egg outputs and medium bird sizes you won't go without at the table either.


SEX	1-14	15-24	25-49	50-74	75-99	100+	500+
UNSEXED	\$5.99	\$5.81	\$5.34	\$4.69	\$4.29	\$3.86	\$2.94
FEMALE	\$7.15	\$6.72	\$6.00	\$5.41	\$5.03	\$4.87	\$4.30
MALE	\$4.10	\$4.05	\$3.76	\$3.37	\$3.17	\$2.94	\$2.31

Please note: Quantity pricing given per same breed and sex.

## OLIVE EGGER

Are olive-green eggs what you need? Then Townline's own cross between first-generation Black Copper Maran males with first-generation Americana hens will fill your need. Enjoy the egg shades of olive and green the majority of the time, with a scattering of lighter shades like brown or even pink.


*Available late January through September*



## SAPPHIRE SKY

Introducing the "Sapphire Sky" chicken breed, where beauty meets bountiful eggs! With their striking appearance and tufted crowns, these eye-catching birds will make your flock soar. Adapted to various climates, especially warmer ones, they'll bring a touch of celestial charm to your coop.

*Available January through October*



## MYSTIC MARAN

If you're looking for "chocolate" colored eggs then these Marans are a must have. Imported from the Czech Republic, this cross between the lovely Black Copper Marans and competent Barred Rocks will give you a steady output of these stunningly dark eggs.


*Available late January through October*



## PEARL STAR LEGHORN

One of our most popular breeds for large cream-white eggs and variegated feathering. Townline's Pearl Star Leghorns are imported from the Czech Republic and are a cross between Partridge Rocks and Sussex.

*Available late January through August*



## PLYMOUTH BLUE ROCK

Looking for blue hued plumage, sex-link chicks, and large light-medium brown eggs? Then the Plymouth Blue Rock is your chicken. This cross between Plymouth Barred Rocks and the Native Andalusians imported from the Czech Republic allow for smoky blue-grey plumage that can also exhibit barring patterns of darker blue hues.

*Available late January through August*



# ASSORTMENTS & PACKAGE DEALS

Don't be a chicken when it comes to exploring new and exciting breeds! Get the best deal around with one of our assortment options. With several options to choose from, you're sure to get the right variety of egg laying breeds for your backyard flock. Breed requests are not able to be honored on assorted orders.

ASSORTED CHICKS	1-14	15-24	25-49	50-74	75-99	100+	500+
UNSEXED	\$5.45	\$5.12	\$3.99	\$3.18	\$2.97	\$2.56	\$2.33
FEMALE	\$6.25	\$5.99	\$4.78	\$4.23	\$3.86	\$3.66	\$3.33
MALE	\$3.11	\$2.97	\$2.64	\$2.31	\$2.11	\$1.69	\$1.64



## HATCHERY CHOICE

The very best deal available for a hatchery-choice variety of any of our egg layer breeds. Varieties can consist of 2+ breeds. Breed labeling available upon request.

ASSORTED RARE/ PREMIUM CHICKS	1-14	15-24	25-49	50-74	75-99	100+	500+
UNSEXED	\$5.71	\$5.57	\$4.80	\$4.27	\$3.90	\$3.33	\$2.83
FEMALE	\$6.98	\$6.64	\$5.79	\$5.14	\$4.80	\$4.67	\$4.06
MALE	\$3.71	\$3.49	\$3.23	\$2.97	\$2.64	\$2.39	\$2.12



## BARGAIN: HATCHERY CHOICE MALE CHICKS

100 chicks for \$129.00 \*Note: The breeds do not include Cornish Cross

**COLORFUL EGG SPECIAL**

\$96.00

## COLORFUL EGG PACKAGE

Create your own "egg-scape" and enjoy all the egg-shell colors of the rainbow with our Colorful Egg Package!

Package includes a total of 16 **female chicks** in the following numbers:

- 4 white egg layers (White Leghorn or Pearl Star Leghorn)
- 4 dark brown egg layers (Isa, Amber, or Mystic Maran)
- 4 colored egg layers (Olive Egger, or Americana)
- 4 standard brown egg layers (Any Med-Light Brown)

### LIGHT GUIDE

To boost egg production

Use the light guide listed below **AFTER** birds leave the brooder and additional heat sources are no longer needed. Supplying artificial light can boost your flock to optimum egg production, but too much light can be stressful to the birds. Follow our guide below for best lighting practices for egg production.

- **Weeks 16-20 of age:** Supply 12 hours of light per day
- **Weeks 21-23 of age:** Begin adding 1 hour of light each week to a maximum of 15 hours by week 24
- **Recommended start/stop time of lighting:** 4:00 A.M. to 7:00 P.M. — allows for optimal early afternoon egg gathering time frame. This can be accomplished manually or with a timer switch.


\*Please note that egg gathering times may need to be adjusted if a different time frame of lighting is used to suit your schedule better\*

# MEAT BREEDS

JUMBO CORNISH ROCK CROSS	1-14	15-24	25-49	50-74	75-99	100+	200+	500+
UNSEXED	\$4.57	\$4.02	\$3.52	\$3.07	\$2.81	\$2.57	\$2.34	\$2.17
FEMALE	\$4.49	\$3.94	\$3.44	\$2.99	\$2.74	\$2.48	\$2.30	\$2.13
MALE	\$4.64	\$4.09	\$3.59	\$3.14	\$2.89	\$2.66	\$2.46	\$2.27

## JUMBO CORNISH ROCK CROSS

The most popular broiler type available, these birds are bred for quick growth, broad breast, thighs, and legs. Great for fryers or roasters, these birds are ready to dress out in 6-8 weeks with a feed conversion rate averaging at 2 pounds feed to 1 pound gain. Bred to grow faster after the first 4-5 weeks to prevent stress on the legs, the Jumbo Cornish Rock Cross should be your first choice for a fast growing broiler!



*Available February through October*


LIVE WEIGHT IN POUNDS PER WEEK		
AGE IN WEEKS	MALE WEIGHT	FEMALE WEIGHT
1	0.39	0.39
2	1.01	0.98
3	1.99	1.87
4	3.28	2.97
5	4.77	4.19
6	6.35	5.45
7	7.92	6.68
8	9.40	7.83

\*Weights are based on averages and can vary depending on environment and feed.

*Broiler Chicks Need*  
**BROILER STARTER**  
*Not Chick Starter*

- Start at 23-24% protein for the first 4-5 weeks.
- Drop to 20-21% for remaining weeks.

\*\*After the first 2 weeks go to 12 hours ON & 12 hours OFF feeding schedule for healthy broilers\*\*



*Watch our video series on raising meat birds!*

REDLINE RANGER	1-14	15-24	25-49	50-74	75-99	100+	200+	500+
UNSEXED	\$5.64	\$5.30	\$4.58	\$3.89	\$3.41	\$3.03	\$2.65	\$2.47

## REDLINE RANGER

*Straight Run Only*

An alternate choice to fast growing white broilers or slow growing heritage breeds, these red feathered broilers typically reach 5-6 pounds in 9-11 weeks. They fare well in foraging and pasture type environments and still produce tender meat.



*Available February through mid-September*

\*Subject to change.

LIVE WEIGHT IN POUNDS PER WEEK	
AGE IN WEEKS	AVERAGE WEIGHT
2	0.70
3	1.33
4	2.08
5	2.90
6	3.74
7	4.66
8	5.27
9	5.95

\*5-6 lbs in 9-11 weeks, 24% starter feed 1-4 weeks, finish with 20%, free range or pasture raise well



# BANTAM BREEDS

Amazing things come in small packages and Townline's Bantam selection is no exception. Packing all the punch of larger breeds these birds are a delightful addition to any flock.

*Available February through August*

ASSORTED BANTAMS	1-199	200+
UNSEXED	\$4.55	\$3.96

*Available February through May*

BY BREED BANTAMS	ANY QTY
UNSEXED	\$5.53



## D'UCCLE BANTAMS

Make your backyard a Picasso with these beautiful multi-colored Bantams from Belgium. Pronounced "dewclay," our two different color options boast patterns like no other from comb to claw the plumage is stunning.

*Color Options:*

Left: **PORCELAIN D'UCCLE**

Right: **MILLE FLEUR D'UCCLE**



## OLD ENGLISH BANTAMS

Looking for the "classic" chicken look? Look no further, this breed gives a fantastic upright, almost "cocky," stance. Originally from England this breed is popular for exhibition and hobbyists alike.

*Color Options:*

Left: **BB RED OLD ENGLISH**

Center: **RED PYLE OLD ENGLISH**

Right: **SILVER DUCKWING OLD ENGLISH**



## SEBRIGHT BANTAMS

Like lace on an ebony table these heritage Bantams will elevate your farm with it's plumage. Males are "hen feathered" in this elegant breed allowing a uniform flock experience.

*Color Options:*

Left: **GOLDEN SEBRIGHT**

Right: **SILVER SEBRIGHT**



## WHITE SILKIE BANTAM

The poodle of the Bantam heritage breeds, from Japan and China, these fluffy silkies will keep themselves preened so you don't have to. These gorgeous Bantams have black skin, dark meat, five toes, and will often "adopt" other chicks or hatch their own.

# DUCKS *Straight Run Only*

Make your land and water work to your advantage with ducks! These handsome breeds are selected for multiple uses and can handle roaming or close quarters.

STANDARD DUCKS	1-14	15-29	30-59	60+	200+
UNSEXED	\$7.55	\$6.85	\$6.30	\$5.68	\$5.33

## STANDARD DUCKS



### KHAKI CAMPBELL

The perfect family duck, these Khaki Campbells are wonderfully calm and quiet compared to other duck breeds. Crossbred for high egg production, your family will be delighted by these khaki colored keepers.


*Available February through September*



### ROUEN

Want your flock to look wild with all the perks of domestication? Than these Mallard colored ducks are a perfect fit. Larger than wild Mallards and with moderate egg production you'll enjoy the wild side for your home flock without the risk of them migrating.

*Available February through September*



### WHITE PEKIN

The best choice for duck meat, these ducks are fast growing and easy to handle in small or large groups. Bonus of good egg production with large white eggs regularly.

*Available February through September*


PREMIUM DUCKS	1-14	15-29	30-59	60+	200+
UNSEXED	\$8.36	\$7.67	\$7.05	\$6.36	\$5.95

## PREMIUM DUCKS

### CAYUGA DUCKS

Meet your new farm favorite, a heritage breed hailing from Lake Cayuga, New York. These black beauties with sheans of peacock colors will be the jewel of your backyard and your table with premier quality meat.


*Available February through September*



### WHITE INDIAN RUNNERS

Make a statement with Indian Runner ducks from Southeast Asia. Their slender, upright bodies make them not only fast runners but excellent foragers. With the ability to be herded these ducks are wonderful roamers who can hold their own against wild predators.

*Available February through September*



### SWEDISH BLUE & BLACK DUCKS

Prized for their unique blue coloration and white chest patch, this stately crossbreed was first developed in Pomerania, an area that was once part of the Swedish Empire. Although shy, Swedish ducks are cold-hardy and excellent foragers, perfect for roaming your backyard or providing meat and eggs for your table. Mating two blues will typically result in about 50% of ducklings with blue coloring, 25% black coloring, and 25% silver or splashed coloring. Swedish Blacks breed true, you can expect ducklings to hatch consistently with the same coloring.

*Available February through September*



# TURKEYS, GAME BIRDS & MORE

Start brooder temperature at 100 degrees for turkeys, guineas, & game birds — and be sure to select starter feed meant for turkeys or game birds that contain much needed higher percentage protein!

## TURKEYS

WHITE	1-19	20-39	40-79	80+	200+
<b>UNSEXED</b>	\$9.57	\$9.21	\$8.67	\$8.01	\$7.53



### BROAD BREASTED WHITE TURKEY

Most commonly used domesticated turkey for meat. Fast growing with a great feed conversion rate, these birds dress out quick and clean.

*Straight run only.  
Available February - August*

\*26-28% turkey starter.

BRONZE	1-19	20-39	40-79	80+	200+
<b>UNSEXED</b>	\$10.18	\$9.93	\$9.45	\$8.85	\$8.37



### ORLOPP BROAD BREASTED BRONZE

Fast growing and enjoyed for their similar coloring to a wild turkey, the Orlopp Bronze is a great choice for turkey meat.

*Straight run only.  
Available March - July*

\*26-28% turkey starter.

HERITAGE	1-19	20-39	40-79	80+	200+
<b>UNSEXED</b>	\$11.93	\$11.68	\$11.20	\$10.60	\$10.12



### ARTISAN TURKEY

The Artisan is a rare, small, and slow-growing breed known for its distinct taste and juicy texture, rooted in French gastronomy. With unique features like black feathers and a gamey flavor, it thrives in free-range environments, making it a standout choice for both farms and dinner tables.

*Available March - July*

Males: 20lbs mature live weight  
Females: 12lbs mature live weight

## GAME BIRDS

PHEASANT	1-29	30-59	60-119	120-199	200+
<b>UNSEXED</b>	\$4.30	\$4.01	\$3.43	\$3.05	\$2.90

### PHEASANT

Also called the common pheasant, the Chinese Ringneck Pheasant is raised for a number of reasons including, training, release, and hunting.

*Straight run only.  
Available May - July*

\*26-28% turkey or gamebird starter.



GUINEA	1-24	25-49	50-99	100-199	200+
<b>UNSEXED</b>	\$7.06	\$6.63	\$6.44	\$6.25	\$5.27

### FRENCH PEARL GUINEA

A popular game bird known for alerting against predators and sought after for their well known insect control.

*Straight run only.  
Available February - July*

\*26-28% turkey or gamebird starter.



## HATCHING EGGS



### CHICKEN BREEDS ONLY

Try the hatching process yourself! Minimum order of 3 dozen — 1 breed per dozen. \*Only guarantee - 70% fertile

**\$28 PER DOZEN**

# FROM THE FARMERS MOUTH

Hear from the owners of the biz on these commonly asked questions!

## WHAT IS THE DIFFERENCE BETWEEN LAYERS AND BROILERS?

Layers are chickens specifically bred to lay lots of eggs. Typically, they start producing eggs when they're about 5-6 months old. Initially, they lay smaller eggs, but as they mature, the eggs become larger. Depending on the breed, laying hens can produce about 5-6 eggs per week.

Broilers, often referred to as Cornish or meat birds, are bred for rapid growth. They can reach a market weight of around 7 pounds in just 7-8 weeks. These birds need a high-protein diet to support their fast growth. However, Cornish are not good egg layers and require feed restriction to lay any eggs.

## WHAT SHOULD I CONSIDER BEFORE RAISING CHICKENS IN MY AREA?

- Check for any local restrictions if you're in a suburban area.
- Define your goal: Are you looking for a colorful assortment, high egg production, or meat production?
- Determine how many eggs or how much meat you want.
- Assess your available space; each bird should have around 4 square feet.
- Plan for predator protection.
- Ensure you have a warm, dry area to start raising chicks.

## HOW LONG DO CHICKENS TYPICALLY LIVE?

Chickens can live for several years, with layers averaging a lifespan of 3-7 years. Some chickens have been known to live up to 10 years. Egg laying is most prolific in the first year and tends to decrease each year thereafter.



4th Generation Owners, John and Bill packing chicks.



## HOW CAN YOU DETERMINE THE SEX OF BABY CHICKS?

There are three common methods for determining the sex of baby chicks:

- 1. Wing Sexing:** This is possible if the parents were bred for this trait. It works for only one generation and can't be replicated with the chicks you receive.
- 2. Color Sexing:** Certain breeds are color sexable, where males and females have different colors. Sometimes, males have a white dot on their head while females do not.
- 3. Vent Sexing:** This involves examining the genital organs to determine sex and requires skill.

## HOW MUCH SHOULD I FEED MY CHICKENS?

Layers consume about 2 pounds of feed each week if kept indoors. Allowing them to free-range reduces the need for commercial feed, but it should still be available. Chickens will lay best with proper nutrition, so don't skimp on feed, or egg production will drop.



Curt and Chris counting and packing chicks.



# OUR TEAM'S COMMITMENT TO COMPASSION

Few things are more disheartening than receiving chicks dead on arrival (DOA). Townline wants you to know just how much our chicks mean to us - and all of the diligent steps we take to keep them comfortable and safe, landing alive and healthy at your door.

## PACKING EXPERTS

Our packing department is made up of high-level, experienced employees who know poultry. Chicks are packed by teams who work together expertly and are led by the owners themselves.

## WEATHER MONITORING

We continuously monitor the weather —from origin to destination point and everywhere in between— to guide our decision-making for packing techniques.

## COMFORT MATERIALS

Specially designed packaging materials like hydrogel cubes for hydration, heat packs, and foam wraps for added heat are all included and utilized to ensure safe shipping.



Our Townline Team on lovely Lake Michigan.



## BOX DESIGNS

Our boxes are carefully designed to allow sufficient ventilation. They also come equipped with extra holes that can be punched out for hot weather or kept closed for cold weather.

## PACKING TECHNIQUES

Decisions on how many chicks to pack per quadrant and which birds to pack within the same box are meticulously considered based on weather, distance, and hardiness, and we adjust these techniques as needed per shipment.



## TOWNLINE'S Standard of Care

Death loss during shipping is so much more than just a loss of profit, packaging, and postage at Townline. It also negatively impacts our industry, reputation, and hearts. That's why it's a Townline STANDARD to treat each and every order with the utmost care and consideration to ensure the best chance of success during shipping.

# ORDERING INFORMATION

## 1. SELECT

Decide what type of chicks you would like. Keep in mind what you are trying to accomplish - Eggs, meat, or fun!

## 2. CHOOSE SEX

Egg Laying Breeds - females will lay eggs whether or not there is a rooster. 1 rooster per 6-10 hens is sufficient for fertile eggs. Meat Breeds - males typically grow larger, faster, but females tend to have more breast meat. Straight run will typically end up with both sexes.

## 3. EXTRAS

Marek's vaccine, beak trimming, and vitamins and electrolytes are available. See additional information page for more details.

## 4. PLACE THE ORDER

You can place your order several different ways:

- Fill out the enclosed order form and mail or fax it in
- Order online at [www.townlinehatchery.com](http://www.townlinehatchery.com)
- or Give us a call! We will be happy to walk you through it

## 5. PREPARE

The week of your order's scheduled ship date, you can contact your post office to let them know you are expecting a shipment of chicks. They will call you once they arrive to be picked up. Be sure to have your brooder set up and ready to go - take a look at additional information page for a set up guide.

## 6. ARRIVAL

Once you have picked up your shipment, be sure to inspect the chicks to ensure all have arrived live and in good condition. Call our office within 48-hours of receiving your chicks if they arrive deceased.

(888) 685-0040 / (616) 772-6514

### Go paperless!

Go to [www.townlinehatchery.com](http://www.townlinehatchery.com) to enroll your account in paperless statements and receive up-to-date information on your shipment.

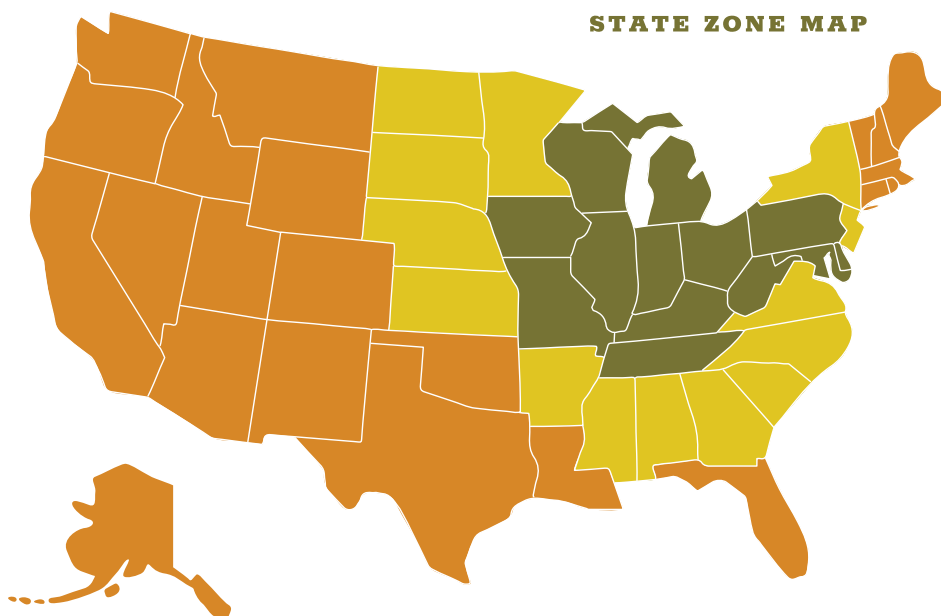
## Shipping

**GREEN STATES:** See shipping chart below: Delaware, Illinois, Indiana, Iowa, Kentucky, Maryland, Michigan, Missouri, Ohio, Pennsylvania, Tennessee, West Virginia, Wisconsin

**YELLOW STATES:** See shipping chart below: Alabama, Arkansas, Georgia, Kansas, Minnesota, Mississippi, Nebraska, New Jersey, New York, North Carolina, North Dakota, South Carolina, South Dakota, Virginia

**ORANGE STATES:** See shipping chart below: Alaska, Arizona, California, Colorado, Connecticut, Florida, Idaho, Louisiana, Maine, Massachusetts, Montana, Nevada, New Hampshire, New Mexico, Oklahoma, Oregon, Rhode Island, Texas, Utah, Vermont, Washington, Wyoming

At this time, we cannot accept orders to Hawaii, as we are not able to ship there safely.



The NEW Nationwide Live Animal surcharge implemented by the USPS is included in the shipping chart below.

QTY OF POULTRY	GREEN STATES SHIPPING COST	YELLOW STATES SHIPPING COST	ORANGE STATES SHIPPING COST
1-100	\$15	\$40	\$50
101-200	\$30	\$65	\$85
201-300	\$45	\$95	\$110
301+	*Additional \$15 per box of 100	*Additional \$25 per box of 100	*Additional \$25 per box of 100

### Chicks to Other Poultry Ratio

25 CHICKS = 20 TURKEYS • 25 CHICKS = 15 DUCKS  
 25 CHICKS = 30 BANTAMS/PHEASANTS • 25 CHICKS = 25 GUINEAS

Ask about our veterans discount,  
 We appreciate your service!



## POULTRY FARM

*Submit your order using one of the following methods:*

**MAIL TO:**  
PO Box 108, Zeeland, MI 49464

**FAX TO:**  
616-772-2969

**EMAIL TO:**  
office@townlinehatchery.com

**REQUESTED SHIP DATE:**

**ALTERNATIVE DATE:**

Name: \_\_\_\_\_

Address: \_\_\_\_\_

City, State: \_\_\_\_\_

Zip: \_\_\_\_\_

Phone: \_\_\_\_\_

Email: \_\_\_\_\_

QTY	BREED	SEX M/F/Unsexed	SUBSTITUTE	PRICE EACH	TOTAL
			Y N		
			Y N		
			Y N		
			Y N		
			Y N		
			Y N		
			Y N		
			Y N		

EXTRAS	SUBSTITUTE	PRICE EACH	TOTAL
VACCINATION	Y N	\$0.30 (Min. \$10)	
BEAK TRIMMING	Y N	\$0.30 (Min. \$10)	
VITAMINS & ELECTROLYTES	Y N	\$10.00	

**CREDIT CARDS WELCOME**



--	--	--	--	--	--	--	--	--	--	--	--	--	--	--	--

Expiration Date \_\_\_\_\_ CVV \_\_\_\_\_

Signature \_\_\_\_\_

MONEY ORDER       CHECK # \_\_\_\_\_


Make checks payable to: Townline Poultry Farm

<b>ORDER SUBTOTAL</b>	
Extended Area Surcharge (See State Zone Map & Chart)	
<b>TOTAL</b>	

*We Appreciate  
Your Business!*



PRSR STD  
US Postage  
PAID  
Grand Rapids, MI  
Permit No. 793



*Don't play chicken with your health!*

## SALMONELLA

### WHAT IS IT?

Salmonella bacteria can often be carried in the intestinal tract of most poultry species. The bacteria do not always cause illness in birds, but can cause serious illness in people.

### WHERE DOES IT COME FROM?

Salmonella infections can happen as a result of contact with animals or contaminated food. Chicks, ducklings, and other poultry carry the bacteria in their droppings and on their bodies, even if they appear to be healthy and clean.

### WHAT IS THE HATCHERY DOING ABOUT IT?

By actively participating in the NPIP Salmonella Monitoring program and working closely with a hired Salmonella expert, Townline was able to develop sound methods and practices that are applied at each level of farm operation, effectively reducing the risk of Salmonella infection and equipping our customers to stay healthy.

*Keep yourself and your family safe by joining in our efforts and following these simple, safe-handling practices!*



Always wash your hands thoroughly with soap after touching live poultry or anything associated with your flock. Adults should supervise hand washing for children.



Children younger than 5 years, people with weakened immune systems, or the elderly should not handle or touch chicks, ducklings, or other live poultry.



Live poultry should never enter your house, especially bathrooms, kitchens, or living areas where food and drink is served, stored, or prepared. This includes outdoor areas as well.



Live poultry should never be snuggled, kissed, or held by the mouth. Do not eat or drink around live poultry.



Thoroughly clean any equipment used to care for live poultry outside. Set aside a pair of shoes or boots to wear while taking care of poultry and keep them outside.

Presented to you by

**TOWNLINE**  
POULTRY FARM

For more information, visit [www.townlinehatchery.com/salmonella-safety](http://www.townlinehatchery.com/salmonella-safety) or [www.cdc.gov/healthypets/pets/farm-animals/backyardpoultry.html](http://www.cdc.gov/healthypets/pets/farm-animals/backyardpoultry.html)

In partnership with

